

**V.R.**  
**CARRUM - SEAFORD**

Scale - 40 feet - 1 inch

Proposed Siding for M<sup>c</sup>U. J. Nicholas at 22 M. 53 C. TILKS D.W.K.

Corres. 6406/22

Amended Plan

Estimated Cost


Labor

Material

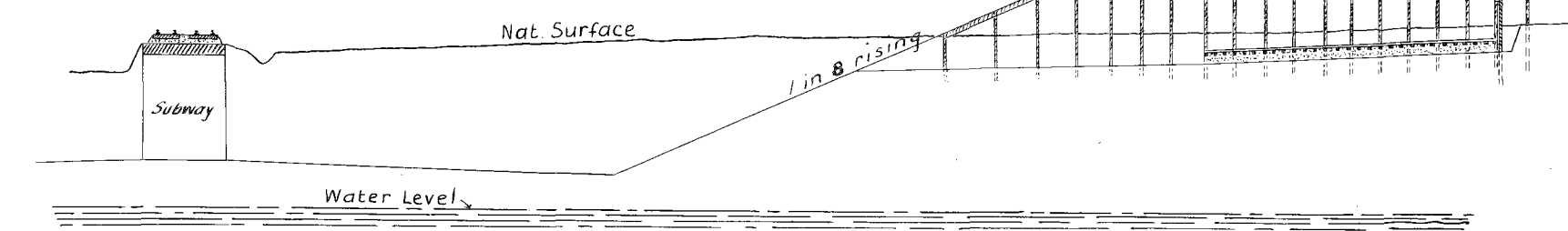
Total

*P. M. Stewart*  
Chief Engineer of Way & Works  
12. 10. 27

SIDING & SUBWAY  
ABOLISHED. Corres 6406/22



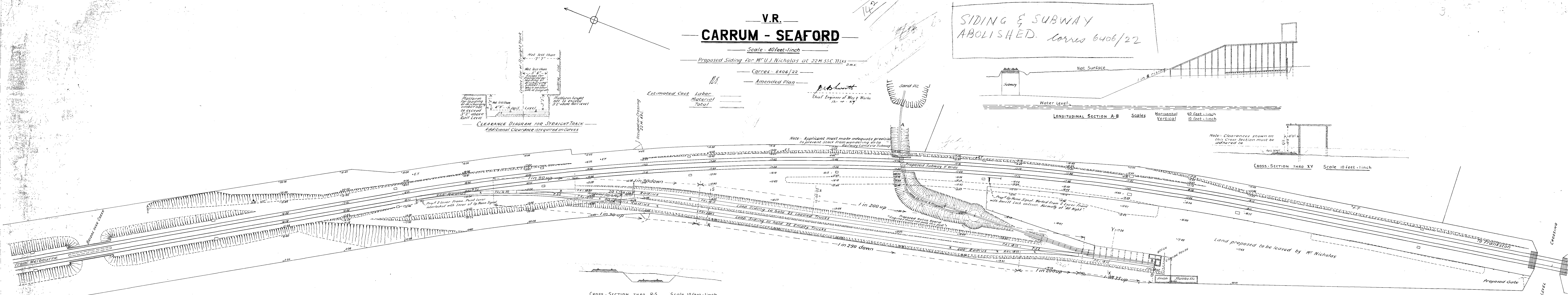
CLEARANCE DIAGRAM FOR STRAIGHT TRACK  
Additional Clearance is required on Curves



LONGITUDINAL SECTION A-B  
Scales: Horizontal 40 feet - 1 inch, Vertical 10 feet - 1 inch


Note: Clearances shown on this Cross Section must be adhered to

CROSS-SECTION THRU XY  
Scale 10 feet - 1 inch



CROSS-SECTION THRU RS  
Scale 10 feet - 1 inch

Note: Work colored Green to be carried out by applicant  
Land enclosed within Yellow Border proposed to be leased



LONGITUDINAL SECTION C-D

Scales: Horizontal 40 feet - 1 inch, Vertical 10 feet - 1 inch

*P. M. Stewart*  
13. 8. 23